



# HW Ventilation



## TM AXIAL IMPELLERS

Variable pitch airfoil profile axial impellers, diameters from 300 mm to 1270 mm

### PRODUCT FEATURES

TM impellers are manufactured assembling airfoil profile blades with a light aluminum alloy hub. The impellers are thought to be employed in applications that require the highest rotation speeds. The impellers are available in configurations with 5/9/12/16 blades both for clockwise and anticlockwise rotation. Blades are available in two models: N and V, with right or left setting angles ranging from 20° to 50°. TM impellers can produce a sucking or blowing air flow.

### APPLICATIONS

- Compressors
- Ventilators
- Generators
- Earth Moving Machines
- Radiators
- Cooling Towers
- Snow Cannons
- Hovercrafts

### BLADE MATERIALS

TM blades are available in plastics, aluminum and ATEX materials to suit a variety of applications which require high performance at different temperatures and rotation speeds.

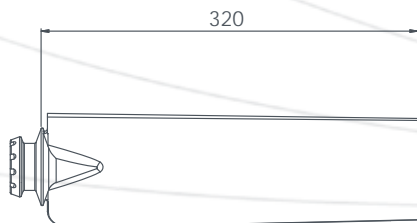
MATERIAL	DESCRIPTION	STD. COLOR*	OP. TEMPERATURE***
PPG	Polypropylene Glass Reinforced (PP 30% glass)	Orange	-20°C to +85°C
PAG	Polyamide Glass Reinforced (PA6)	White	-40°C to +120°C
RYT	Ryton	Brown	-50°C to +200°C
PAA**	Antistatic Polyamide	Black	-40°C to +120°C
PAX**	Antistatic, Self extinguishing PA	Black	-40°C to +120°C
PAM**	Antistatic, Self extinguishing, Magnetically shielded PA	Black	-40°C to +120°C

\*Custom colors available upon request \*\*ATEX materials for hazardous environments \*\*\*Contact technical dpt.

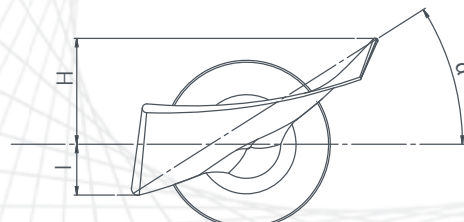
# SPECIFICATIONS AND DIMENSIONS

TM impellers are configurable with 5/9/12/16 blades. Blades are available in two versions: N, and V, with right or left variable setting angles ranging from 20° to 50°.

Blade	Hub	Hub Ø [mm]	MIN Ø [mm]	MAX Ø [mm]	Configurations
N	5	150	300	785	5-5
	9	200	410	832	9-9, 9-3
	12	280	450	913	12-12, 12-6, 12-4
	16	375	670	1010	16-16, 16-8



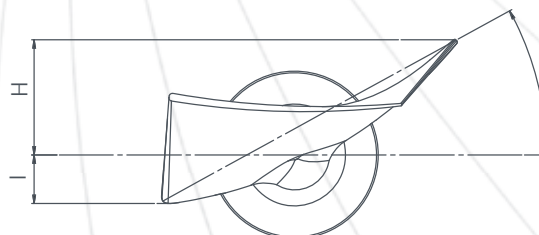
Dimensions by Angle								
$\alpha$	20°	25°	30°	32,5°	35°	37,5°	40°	45°
H	31	35	39	42	44	46	47	52
l	11	15	18	20	22	23	25	29



Blade	Hub	Hub Ø [mm]	MIN Ø [mm]	MAX Ø [mm]	Configurations
V	5	150	450	1045	5-5
	9	200	570	1092	9-9, 9-3
	12	280	570	1173	12-12, 12-6, 12-3
	16	375	720	1270	16-16, 16-12, 16-8



Dimensions by Angle								
$\alpha$	25°	30°	32,5°	35°	37,5°	40°	45°	50°
H	47	52	55	57	59	61	65	67
l	20	24	27	29	31	32	36	38



## ENERGY EFFICIENCY

Our fans have been tested in **AMCA 210/07** wind tunnel and comply with the requirements of EU Directive 2015 on Energy Efficiency for axial fans. For further info contact our technical department.

## PERFORMANCE DIAGRAMS

